

3 in F
4 ch
2 A+
8 Tiv

CIAOFIAT
008003428
0000

CIAO FIAT is the new single freephone number for customers and prospective customers – 00800 3428 0000. CIAO FIAT provides you with access to all our products and services in the UK and can be used even when you are abroad (the number can be called from most countries in Europe). The call is free from land lines in the UK and all Europe (except Switzerland). Mobile network charges may vary depending on whom your contract is with.

Performance figures supplied by Fiat Group Automobiles SpA. Products offered for sale may differ from those described or illustrated in this brochure due to later production changes in specifications, components or place of manufacture. The contents of this brochure are therefore not to be treated as representations as to the current availability of products as described, or as to products actually offered for sale. Fiat Group Automobiles UK Ltd. reserves the right to make changes at any time, without notice, to prices, colours, materials, equipment, specifications and models and also to discontinue models. Variations in product specification do occur from time to time – please check the exact specification with the dealer at the time of order. Fiat Group Automobiles UK Ltd, Fiat House, 240 Bath Road, Slough SL1 4DX.

Fiat Marketing 02.3.0307.54 - S - 01/2010 - Printed in Italy - Tipostampa (TO)

Ed. 01/10

www.fiatprofessional.co.uk



NEW DOBLÒ CARGO



NEW DOBLÒ CARGO

NOW EVEN MORE RELEVANT TO YOUR BUSINESS

Now even bigger, even more technologically advanced, even more targeted towards savings. This is the New Doblò Cargo. Designed to offer maximum performance and functionality, available with four exceptional engine types with low running costs and state of the art technology, as well as being easy to use, this is the ideal means to grow your business and improve your working day.

+ load capacity
+ saving
+ technology



NEW DOBLÒ CARGO NOW EVEN MORE SPACE

The New Doblò Cargo has been designed to be **at the top of its class in terms of performance and functional specifications**. Interior space is its real strong point. The load compartment is wide and square with no awkward areas so it's excellent for carrying all sorts of loads. The sliding side doors and the large rear doors make loading and unloading easy so your work is less strenuous and tiring.

Load compartment dimensions:

- length up to 2,170 mm
- height up to 1,550 mm
- width 1,714 mm

Load compartment capacity:

- up to 4.2 m³

Payload:

- up to 1000 kg



BEST IN CLASS!

Rear loading height:

- 545 mm from the ground

Width between wheel arches:

- 1,230 mm

Rear door dimensions:

- height 1,250/1,455 mm
- width 1,231 mm

Side door dimensions:

- height 1,175 mm
- width 700 mm



up to 4.2 m³
in volume,
up to 1,000 kg
payload

NEW DOBLÒ CARGO

NOW EVEN MORE COMFORT





Inside, the space is practical and well organised. The cab area is roomy and bright, the seats are comfortable and snug, all the controls are within easy reach and the numerous compartments allow you to store all your documents and personal effects with ease. The New Doblò Cargo offers you two technological solutions for a pleasant and safe journey: **Blue&Me™**, to use your hands-free mobile and listen to music on your mp3 player without having to take your hands off the steering wheel, or **Blue&Me™ - TomTom®**, the most up to date portable Sat Nav system with a **colour touch-screen**, to set your destination with ease.



- 1 Folding notepad holder (not available in the UK).
- 2 USB port compatible with all mp3 audio devices.
- 3 Overhead oddments shelf.
- 4 Roomy oddments pocket in the front door panel.
Double parabola exterior side mirrors.



NOW EVEN MORE VERSATILE

range						
	SWB Van	Maxi Van	High Roof Van	Platform Cab	Combi	
Exterior dimensions (mm)						
Wheelbase	2,755	3,105	2,755	3,105	2,755	3,105
Max length	4,390	4,740	4,390	4,725	4,390	4,740
Max width	1,832	1,832	1,832	1,789	1,832	1,832
Max height (unladen)	1,845	1,880	2,100	1,845	1,845	1,880
Load compartment dimensions (mm)						
Length	1,820	2,170	1,820	-	950	1,300
Width	1,714	1,714	1,714	-	1,195	1,261
Height	1,305	1,305	1,550	-	1,250	1,250
Load compartment capacity (m³)						
Volume	3.4	4.2	4.0	-	0.79	1.05
Load compartment accessibility (mm)						
Rear door						
Width	1,231	1,231	1,231	-	-	-
Height	1,250	1,250	1,455	-	-	-
Load level height	545	545	545	-	-	-
Side door						
Width	700	700	700	-	-	-
Height	1,175	1,175	1,175	-	-	-
Width between wheelarches	1,230	1,230	1,230	-	-	-
Weight (kg)						
Payload including driver	750	900*/1,000	750	-	5p + 363	5p + 453
With increased capacity option	900*/1,000	-	900*/1,000	-	-	-

* with 1.4 16v engine

engines	1.4 16v	1.3 MultiJet 16v	1.6 MultiJet 16v	2.0 MultiJet 16v
Capacity (cc)	1,368	1,248	1,598	1,956
Emissions level	Euro 4 Euro 5 with Start & Stop	Euro 4 Euro 5 with Start & Stop and DPF	Euro 4 Euro 5 with Start & Stop and DPF	Euro 5 with Start & Stop and DPF
Max power EC: kW (HP) at rpm	70 (95) @ 6,000	66 (90) @ 4,000	77 (105) @ 4,000	99 (135) @ 3,500
Max torque: Nm at rpm	127 @ 4,500	200 @ 1,500/1,750 Euro 4	290 @ 1,500	320 @ 1,500
Fuel	Petrol	Diesel	Diesel	Diesel
Fuel system	Electronic Fuel injection Multipoint (MPI) phased sequential, returnless system	Direct injection MultiJet II (MultiJet Euro 4) Common rail with electronic control, turbo and intercooler	Direct injection MultiJet Common rail with electronic control, turbo and intercooler	Direct injection MultiJet Common rail with electronic control, turbo and intercooler

main standard and optional equipment

	Van Standard Maxi	Van Standard SX Maxi SX	Platform Cab	Combi Cat. N1
External				
Side rubbing-strips	927	•	•	•
Twin asymmetric solid panel rear doors		•	-	-
Twin asymmetric glazed rear doors	519	•	-	•
15" Alloy Wheels	108	•	-	•
16" Alloy Wheels	431	•	•	•
Front fog lights	097	•	•	•
Glazed kit for side panels & doors	55D	•	-	-
Nearside sliding side-loading door	523	•/• (Maxi)	-	•
Offside sliding side-loading door	055	•/• (Maxi)	-	•
Electric mirrors	041	•	•	•
Body coloured mirrors	976	•	•	•
Metallic paint	210	•	•	•
High Roof*	360	•/- (Maxi)	•/- (Maxi)	-
Internal				
Bulkhead soundproofing	552	•	-	-
Panelled bulkhead	149	•	-	-
Driver's seat adjustable for height & lumbar support	627	•	•	•
Single passenger seta with storage compartment in cushion	295	•	•	-
Leatherette seat covers	728	•	-	-
Load area PVC lining	798	•	-	-
Functional / Electrical				
Power assisted steering	014	•	•	•
Height adjustable steering wheel	011	•	•	•
Electric windows / Central door locking	028 / 228	•	•	•
Electric rear windows	023	-	-	•
Smoking kit	989	•	•	•
Longitudinal roof bars	357	•	•	•
Automatic climate control	140	•	•	•
Air-conditioning (manual)	025	•	•	•
Cruise control	416	•	•	•
Fix & Go puncture repair kit	499	•	•	•
Normal size spare wheel	980	•	•	•
Reverse parking sensors	508	•	•	•
Remote control central locking	008	•	•	•
Larger payload	943	•/- (Maxi)	•/- (Maxi)	-
Safety & Technical				
ABS with 4 sensors & EBD (electronic brake distribution)	009	•	•	•
Driver's airbag	500	•	•	•
Side airbags (head & chest)	505	•	•	•
Passenger airbag	502	•	•	•
Start & Stop System & Euro5	5DE + 5SE	•/•**	•/•**	•/•**
ESP & Vehicle Dynamic Control (VDC)	392	•	•	•
Audio & Telecommunications				
High performance loudspeakers	4HL	•	•	•
Radio / CD Player (Standard)	315	•	-	•
Radio / CD / MP3 player (High Level)	41A	•	•	•
Blue&Me™	4J3	•	•	•
Pack Blue&Me™	5VW	•	•	•
Radio controls on steering wheel	245	•	•	•
Pre-disposition for PDA (Blue&Me™ TomTom®)	54K	•	•	•

* available from April 2010; excludes 1.3 MultiJet Diesel versions ** only 2.0 MultiJet 16v • = standard ○ = optional - = not available

NEW DOBLÒ CARGO NOW EVEN MORE STYLE

MAKE YOUR CHOICE!

Dashboards



Standard Grey
Cargo & Combi



Standard Blue
Combi



SX Bubble Red
Cargo SX




SX Bubble Grey
Cargo SX

Seat covers



Tecnospace Grey
(Not available in the UK)



Tecnospace Red
(Not available in the UK)




Pacman Grey



Pacman Red



Star Grey



Star Red



Pierce Grey (Leatherette)

Bodywork: pastel colours



White 249



Red 168



Blue 479

Bodywork: metallic colours



Pearl 261



Red 293



Light Blue 448



Blue 487



Bordeaux 590



Grey 595



Light Grey 612



Black 632

Interior fittings and bodywork colour combinations

	Cargo		Cargo SX		Combi	Cargo
Interior	standard					optional
Dashboard	Grey		Bubble Grey	Bubble Red	Grey	Grey
Seats	Star		Pacman		Pacman	Pierce opt 728*
Colour	Grey	Red	Grey	Red	Grey	Grey
Exterior	pastel colours					
White 249	•	•	•	•	•	•
Red 168	•	•	•	•	•	•
Blue 479	•	–	•	–	•	•
Exterior	metallic colours opt 210					
Pearl 261	–	•	•	•	•	–
Red 293	•	•	•	•	•	•
Light Blue 448	•	–	•	–	•	•
Blue 487	•	–	•	–	•	•
Bordeaux 590	–	•	–	•	•	•
Grey 595	•	•	•	•	•	•
Light Grey 612	•	•	•	•	•	•
Black 632	•	•	•	•	•	•

• = standard – = optional * not available